






How Far from 100?

You need

- deck of Digit Cards
- *How Far from 100?* Recording Sheet


Play in pairs.

- 1 Give each player a 1 Digit Card from the deck to use throughout the game. Deal three Digit Cards to each player. 
- 2 Players use two of their cards to make a 2-digit number as close to 100 as possible. Players write their 2-digit numbers and how far their numbers are from 100 on the recording sheet. Players discuss whether they have made the closest 2-digit numbers possible.
- 3 Players then choose from the same 3 cards they were dealt, plus the  they were given at the beginning of the game, and make the closest possible 3-digit number to 100. Players write their 3-digit numbers and how far their numbers are from 100 on the recording sheet. Players discuss whether they have made the closest 3-digit numbers possible.
- 4 Players find their scores by determining which distance is closest to 100. For example, if Player 1's 2-digit number is 14 away from 100, and Player 1's 3-digit number is 32 away from 100, then Player 1's score for that round is 14.
- 5 Each player puts the three cards they were dealt in a discard pile, keeping the  card for the rest of the rounds.
- 6 Play continues for a total of four rounds, repeating Steps 1–5 each time.
- 7 Players total their scores for the 4 rounds. The player with the lowest score wins.

Name _____ Date _____

How Far from 100? Recording Sheet

For each round, write your cards and find the closest 2-digit and 3-digit numbers you can make. Figure out how far each number is from 100.

Remember to keep a  to use for each round.

Round 1 Cards	Round 2 Cards
Closest 2-digit number _____	Closest 2-digit number _____
Closest 3-digit number _____	Closest 3-digit number _____
Score: _____	Score: _____

Round 3 Cards	Round 4 Cards
Closest 2-digit number _____	Closest 2-digit number _____
Closest 3-digit number _____	Closest 3-digit number _____
Score: _____	Score: _____

Total Score: _____

Session 3.3 Unit 2 MS5